

**Exam 2 – Part II: Chapters 4 & 5**

NAME \_\_\_\_\_

Math 97, Geometry, Section 3385

Fall 2009: Michael Orr

**100 points**

**Show all work to receive full credit. You may use a calculator. CHECK YOUR WORK!!!!**

1. (12 pts) Given the figure shown below with  $\overline{AB} \parallel \overline{CD}$  and  $\overline{AD} \parallel \overline{BC}$ . Determine the measures of  $\angle 1$  through  $\angle 12$ .

$m\angle 1 = \underline{\hspace{2cm}}$        $m\angle 7 = \underline{\hspace{2cm}}$

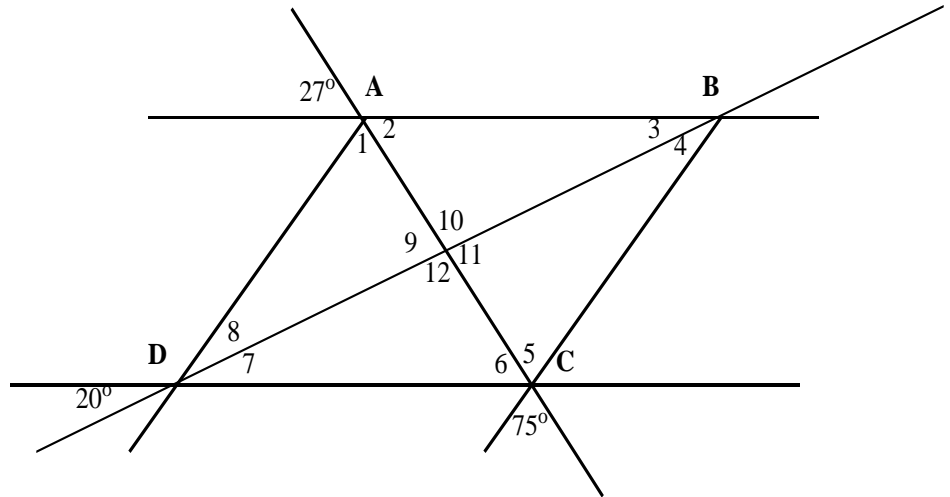
$m\angle 2 = \underline{\hspace{2cm}}$        $m\angle 8 = \underline{\hspace{2cm}}$

$m\angle 3 = \underline{\hspace{2cm}}$        $m\angle 9 = \underline{\hspace{2cm}}$

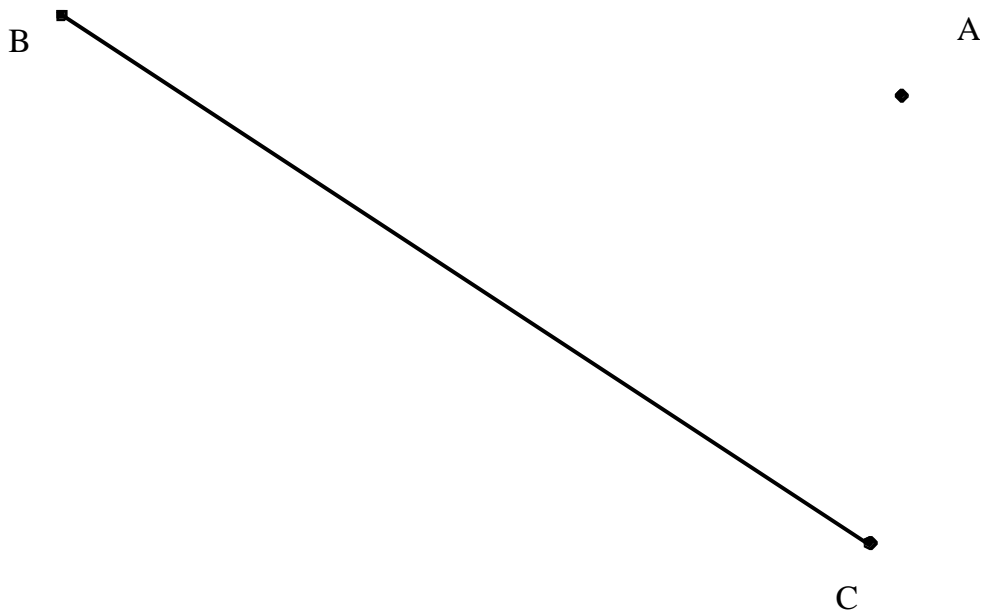
$m\angle 4 = \underline{\hspace{2cm}}$        $m\angle 10 = \underline{\hspace{2cm}}$

$m\angle 5 = \underline{\hspace{2cm}}$        $m\angle 11 = \underline{\hspace{2cm}}$


$m\angle 6 = \underline{\hspace{2cm}}$        $m\angle 12 = \underline{\hspace{2cm}}$



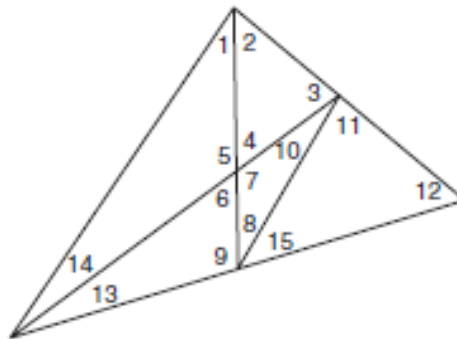
2. (6 pts) Draw a line parallel to  $\overline{BC}$  passing through Point A using a compass. Show all arcs and intersections necessary to complete the task.



3. (9 pts) Construct a rhombus with diagonals  $a$  and  $b$ .

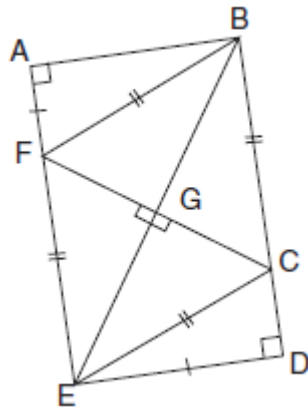


4. (12 pts) Determine if each of the following is TRUE or FALSE. If TRUE, explain why.



- A.  $\angle 4 + \angle 9 + \angle 13 = 180^\circ$
- B.  $\angle 5 = \angle 8 + \angle 10$
- C.  $\angle 4 = \angle 1 + \angle 14$
- D.  $\angle 2 + \angle 3 + \angle 4 + \angle 11 + \angle 12 + \angle 15 = 360^\circ$ .

5. (9 pts) In the following figure,  $\angle GBC = 36^\circ$ . Find the measures of the following angles:



A.  $m\angle GFB =$  \_\_\_\_\_

B.  $m\angle BCE =$  \_\_\_\_\_

C.  $m\angle CED =$  \_\_\_\_\_

6. (2 pts each) Do the following lengths of sides form a right triangle? **If not, state the reason why.**

A. 6, 8, 10

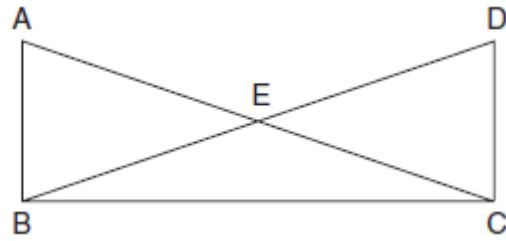
B. 9, 7, 17

C.  $x, 2x, 3x$

7. (16 pts) Complete the following proof, stating the appropriate reasons justifying each statement.  
(NOTE: Fill in all the blanks in the *Statements* and *Reasons*. Not all the lines need to be used. Figure not drawn to scale.)

Given:  $\overline{AB} \perp \overline{BC}$ ,  $\overline{DC} \perp \overline{BC}$ , and  
 $\overline{AB} \cong \overline{CD}$

Prove:  $\angle BAC \cong \angle CBD$



Statements

1.

2.

3.

4.

5.

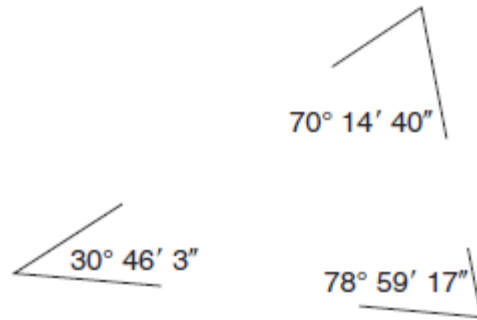
Reasons



**BONUS** (total of 10 extra points)



- A. (5 pts) A surveyor lays out a traverse with the three vertices as shown. Does the traverse “close” (Does it form a triangle)?



- B. (5 pts) Find the area of the rhombus shown if  $WY = 30$  cm.

